

# **at home™** **DRUG TEST**

## **Phamatech At Home™ 12 Drug Test Test Instruction/ Question & Answer Handbook**

12

Online results available 24/7 at [www.phamatech.com](http://www.phamatech.com)

Place Red Sticker/  
Personal Identification Number(PIN)  
from Drug Cup  
HERE

# At Home™ 12 Drug Test

A parenting tool for random  
screening for the presence of  
Drugs of Abuse in urine

## IMPORTANT

Read entire Test Instruction  
Handbook before use

## WARNINGS AND PRECAUTIONS

This test is only the First Step in a Two Step process for determining the presence of drugs of abuse. You must consult your health care provider or refer all "preliminary" results to the laboratory in order to obtain step two: a confirmed result.

Judgment should be applied to any drug of abuse test result, particularly when initial results are "preliminary." Remember, without proper confirmation testing you cannot accept any result this test gives as being positive.




## KIT CONTENTS

Familiarize yourself with the contents of this kit:


## TESTING MATERIALS

- 1 Test Instruction/ Question & Answer Handbook
- 1 At Home™ Drug Cup (in foil pouch).



# CONFIRMATION MATERIALS

- 1 Plastic transport bag with absorbent pad
- 1 Pre-addressed mailing box



- 1 Personal Identification Number (on the test cup)

If any component is missing from this kit you must call our customer service hotline at **877-HOME-TEST (877-466-3837)**. Please have your Personal ID Number available.

Your Personal Identification Number (PIN) is located on a two-part perforated tag which can be found on the test cup. Detach the bottom/red portion and place the red sticker on page 1 of this handbook, in the space provided. **The white barcode portion should remain attached to the test cup.**

## **What is the At Home™ Drug Test?**

At Home™ Drug Test is a drug screening, and if needed, confirmation service. It provides preliminary urine screening results for the detection/presence of the following drugs of abuse: methamphetamines, ecstasy, amphetamines, marijuana (THC), cocaine, benzodiazepines, barbiturates, methadone, oxycodone, pcp and opiates (heroin). It is intended for home use. For assistance in collecting a sample, use of this product or referral, call our Customer Service Hotline at 1-877-HOME-TEST (877-466-3837).

## **When is the best time to collect a sample?**

The sample should be collected as soon as possible after suspected drug use. **Timing** is very important in detecting any drug of abuse. This is because each drug is cleared by the body and is detected in the urine at different times and rates. Please consult the chart provided in the **Question & Answer** section for further information.

## **How much sample do I need?**

You will need to fill the test cup to above the "FILL TO HERE" mark, only when you are ready to begin the test.

# Urine Sample Collection and Test Procedure

Overview: A fresh urine sample should be collected directly into the test cup. The test begins immediately . The urine should be collected to the recommended volume indicated by the “FILL TO HERE” mark on the front of the cup.

1. Have the test cup ready.
2. Remove the bottom portion of your Personal Identification Number located on the test cup and place it on the cover of the instruction booklet for safe keeping, the white barcode portion should remain attached to the test cup.
3. Wash your hands with soap and warm water.
4. Carefully open the foil pouch at the notch and remove the At Home Drug Cup. Save the plastic pouch in case it is needed for mailing the sample to the lab. Open the cup lid and **discard the desiccant pouch inside the cup**– it is not used in the test.
5. Have the donor urinate directly into the test cup. Fill the cup to the “FILL TO HERE” mark. It’s OK to have a little extra sample. Wipe splashes or spills from the outside of this cup.

6. Immediately check the temperature monitoring strip. The temperature should read between 90°F and 100°F. If the temperature is not in this range, the sample may be altered and another test should be performed. For more information about tampering, please read the section “A Special Note to Parents About Sample Tampering”. **IMPORTANT**; The urine volume should be enough to reach the “FILL TO HERE” mark on the test cup.
7. Wash and dry hands.
8. For the next 10 minutes set the test cup aside while you review the interpretation instructions and related information.
9. Read the result at ten (10) minutes. You will see a red color appear in the “Result Ready” window on the right.
10. As you watch the test develop you may notice that the urine sample moves up the test device. In most cases the control line “C” will become visible before the test line “T” does. This is normal and means the test is developing properly.
11. Read test results immediately after 10 minutes have elapsed.

**IMPORTANT:** After 15 minutes or when the “Result Expired” window turns red results are no longer valid and should not be read.

## A special note to parents about tampering:

A good urine sample is very important to getting an accurate result. It is very important that the sample being screened has not been altered or tampered with in any way.

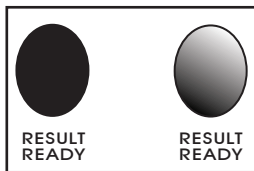
The following steps are things you can do to minimize or reduce the possibility that the sample has been tampered with:

- Make sure the faucets in the bathroom basin and shower are turned off tightly and the child should be instructed not to turn them on.
- Place blue coloring into the toilet. This will help to discourage the use of any water sources to dilute the specimen.
- Tape medicine cabinet door closed.
- Check the child's clothing to ensure that they do not have access to or anything in their possession that would be used to tamper with the specimen.

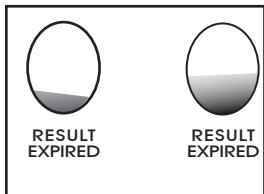
Whether or not you as a parent makes a decision to use any of these options is your choice. This decision is best made after careful consideration based upon your knowledge of the child. Preferably, the child should be tested randomly.



## Reading the Results: Using the Timer



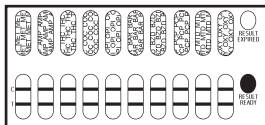
When the “RESULT READY” window is completely filled with red color, or almost completely covered with red color that reaches the top of the window, test results are ready to read.



When the red color becomes clearly visible at the bottom of the “RESULT EXPIRED” window, test results should no longer be read. Results must now be considered invalid.

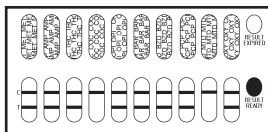
# Reading the Results

## NEGATIVE RESULTS for all drugs tested



**Negative:** A negative result is indicated by two (2) rose pink color bands (of any intensity), one in the control region AND one in the test region. This result means that the urine screened negative.

**REMEMBER - EVEN A VERY FAINT LINE IS A NEGATIVE RESULT**

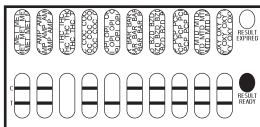


**PRELIMINARY RESULT for Cocaine and Methadone (example only)**

**Preliminary:** A single rose pink color band which appears in the control region, and NO line in the test region means the urine screen is considered to be **PRELIMINARY POSITIVE**. The urine sample must be sent to the laboratory for further testing. More than one test may be “preliminary”.

**NO RESULT for THC & Opiates (example only)**

**No Result:** A test must be considered No Result if no bands appear or if a band appears in the test region “T” without a band in the control region “C”. The presence of a control band is necessary to confirm assay performance and must always appear.



## Understanding the Result

Each At Home™ Drug Test is made to detect the presence of the following drugs: methamphetamines, ecstasy, amphetamines, marijuana (THC), cocaine, benzodiazepines, barbiturates, methadone, oxycodone, pcp and opiates (heroin). The test detects any or all of these drugs when they are above the detection limit of the test.

### What does a negative test result mean?

This means that if the sample was collected properly and if the test was performed according to direction, then probably none of the drug families screened were present in the sample. However, if drug use is still suspected, you may wish to re-screen at a later time.

### What does a preliminary test result mean?

This means that the test has reacted with something in the sample and must be sent to the lab for a more accurate test. Please review the Test Limitations following this section.

First, and most important: **BE PATIENT.** The result you obtained is called "preliminary" for a reason. The sample **MUST** be tested by our clinical laboratory in order to determine if a drug of abuse is actually present. You will never know for sure without taking the second step.

**Remember, screening is the first step in a two part system:**

Step 1: Screen out (eliminate) the negative samples.

Step 2: Send any sample which does not give a negative result to a laboratory for further testing.

### **Test Limitations:**

- Failure to use this kit as directed may result in an insufficient sample or an inaccurate screening result.
- This test can be used on urine samples only. No other fluids have been evaluated. **Do not** use this device to test anything but urine.
- Our laboratory must receive an adequate amount of sample to perform confirmation testing.
- The urine sample is perishable. Old urine samples may not be suitable for testing.
- Certain foods and medicines, diet plan drugs and nutritional supplements may cause a false positive test result with this product.

- The possibility exists that substances and factors not described in this directional insert may interfere with the test, causing false results (e.g. technical or procedural error).
- Adulterated urine samples may produce erroneous results.
- Strong oxidizing agents such as bleach can oxidize drug analytes. If a sample is suspected of being tampered with, a new sample must be obtained.
- This test provides a screening result. It is not designed to determine the actual concentration of a drug or the level of intoxication.
- Liability is limited to the purchase price of the kit.

## **SPECIAL NOTE REGARDING PRESCRIPTION DRUGS**

A positive test result for prescription drugs (BZD, BAR, MTD or OXY) does not mean that an individual is abusing that drug. We recommend that you consult with your health-care provider to better understand the meaning of a positive result for prescription drugs.

## Mailing a Urine Sample to the Laboratory for Confidential Confirmation Testing:

- ☐ 1. Ensure that the test cup is about 1/3 full and that the cap is tightly closed.
- ☐ 2. Detach the bottom/red portion and place the red sticker on page 1 of this handbook, in the space provided. The white barcode portion should remain attached to the test cup.
- ☐ 3. Place the test cup into the plastic transport bag into the small pouch with the absorbent pad. (The barcode on the cup serves as the “chain of custody form”).
- ☐ 4. Remove release liner from plastic transport bag flap and fold bag flap to securely seal the bag.
- ☐ 5. Place the sealed plastic transport bag into the pre-addressed mailing box, secure with tape.
- ☐ 6. The mailing box is not pre-paid. Applicable shipping charges must be paid to the carrier to ensure delivery.
- ☐ 7. Record the date the urine sample was collected on the outside of the box.
- ☐ 8. Place the mailing box in any USPS mailbox.

**IT IS IMPORTANT TO MAIL IT RIGHT AWAY!** Old urine samples may not be suitable for testing.

## Getting the Laboratory Results

- Get the identification number from the red sticker on page 1 of this booklet before you call for your results. You must have this number to obtain your laboratory test result. Have a piece of paper and a pencil ready.
- Dial 1-877-HOME-TEST (877-466-3837), Monday through Friday, between 7:00 am and 5:00 pm Pacific Standard Time.
- Identify yourself by your personal identification number (PIN) only.
- You will be given the laboratory result for those tests identified as preliminary positive.
- Your result should be available 7 to 10 business days after you ship your sample, but it may take longer depending upon your location.

- Results are also available on the internet at [www.phamatech.com](http://www.phamatech.com). You must have your identification number (PIN) to access your results.
- Remember to have your identification number handy when you call. Results will not be disclosed without an ID number.
- Please call Customer Service at 1-877-HOME-TEST (877-466-3837) for assistance.





# Questions & Answers

Drug Test Identification Code:	
MET	Methamphetamine and Ecstasy (MDMA)
AMP	Amphetamine and methylenedioxyamphetamine (MDA)
THC	Marijuana
COC	Cocaine
OPI	Opiates
BAR	Barbiturates
BZD	Benzodiazepines
PCP	Phencyclidine
MTD	Methadone
OXY	Oxycodone

## **Remember:**

You are not alone in the struggle  
against drugs.  
No one is immune to these problems.

## **COMMUNICATE**

The number one way to help  
your loved one is to  
communicate your concern to them.

Frequent knowledgeable  
communication about the facts  
of drug abuse can strengthen the  
will of your child  
to stay away from drugs.

## Some commonly abused drugs

### Amphetamines (AMP)

are central nervous system stimulants whose effects include alertness, wakefulness, increased energy, reduced hunger and an overall feeling of well being. Large doses and long term usage can result in higher tolerance levels and dependency.

MDA, the parent drug of MDMA (ecstasy), is an amphetamine-like drug that has also been abused and is similar in chemical structure to MDMA. Research shows that MDA destroys serotonin-producing neurons in the brain, which play a direct role in regulating aggression, mood, sexual activity, sleep and sensitivity to pain. It is probably this action on the serotonin system that gives MDA its pur-ported properties of heightened sexual experience, tranquility and sociability.

### Barbiturates (BAR)

are a large class of abused pharmaceuticals that are anxiolytic, sedative-/hypnotic, anti-convulsant and anesthetic drugs. As CNS depressants, barbiturates affect excitatory and inhibitory synaptic neurotransmission. Ultra short-acting barbiturates used for anesthesia, such as Pentobarbital, depress excitatory neuronal transmission to a greater extent than anti-convulsant barbiturates such as Phenobarbital. Barbiturates are rapidly and completely absorbed with nearly 100% bioavailability. Short-acting barbiturates are primarily excreted in urine as metabolites, while long-acting barbiturates are primarily excreted

unchanged. Ratios of drugs to metabolites excreted vary, dependent upon duration of action.

## **Benzodiazepines (BZD)**

are another large class of abused pharmaceuticals that are sedative-/hypnotics and anti-anxiety drugs that produce calming effects; thus are often prescribed as tranquilizers. Frequently abused Benzodiazepines include Alprazolam (Xanax®), Diazepam (Valium®), Lorazepam (Ativan®), Triazolam (Halcion®), Chlordiazepoxide (Librium®), Flurazepam (Dalmane®) and Temazepam (Restoril®). A trend has been observed in recent years of abuse of these legitimate pharmaceuticals in conjunction with illicit controlled substances such as methadone and heroin. Benzodiazepines may be detected for up to 2 weeks in urine.

## **Cocaine (COC)**

is made from coca leaves. Its effects include alertness, wakefulness, increased energy and an overall feeling of euphoria. Cocaine can be smoked, inhaled ("snorted") or injected. Cocaine can be a very addictive drug.

## **Methadone (MTD)**

is a long-acting synthetic opiate agonist clinically available in the U.S. since 1947. Acting on the central nervous and cardiovascular systems, producing respiratory and circulatory depression, Methadone also produces meiosis and increases the tone of smooth muscle in the lower gastrointestinal tract while decreasing the amplitude of contractions.

## **Methamphetamine (MET)**

is a stimulant drug. It is used in pill form, or in powdered form by snorting or injecting. Crystallized methamphetamine is a smokable and more powerful form of the drug. Some of the effects of methamphetamine use include: increased heart rate, wakefulness, physical activity and decreased appetite. Methamphetamine use can cause irreversible damage to the brain, producing strokes and convulsions, which can lead to death.

## **Ecstasy (MDMA)**

is the street name for 3,4 methylenedioxymethamphetamine (MDMA). It combines the stimulating effects of methamphetamine with a hallucinogen. Some of the effects of use include: increased heart rate, wakefulness, increased body temperature and rapid dehydration in certain settings. Psychological effects include confusion, depression, anxiety and paranoia. Use can lead to brain damage, heart and kidney failure.

## **Opiates (OPI)**

are any of the addictive narcotic drugs. The opiates include drugs such as morphine, heroin and codeine. Opiates can reduce attention, sensory and motor abilities.

## **Oxycodone (OXY)**

is an effective analgesic for mild to moderate pain control, chronic pain syndromes, and for the treatment of terminal cancer pain. Oxycodone and morphine are equivalent for pain control in the normal population; 10 mg of orally-administered Oxycodone is equivalent to 10 mg of

subcutaneously administered morphine. Oxycodone is considered to be similar to morphine, in all respects, including its abuse & dependence liabilities. Oxycodone in dosages of 5 to 10 mg in combination with acetaminophen or aspirin are abused orally. High dose single entity sustained release formulations containing 10 to 80 mg of Oxycodone are abused by crushing or chewing the tablet and then swallowing, snorting or injecting the drug.

## **Phencyclidine (PCP)**

hydrochloride, also known as “angel dust”, is a hallucinogen. PCP is commonly taken orally, by inhalation, by “snorting” or by injection. The effects of this drug are unpredictable and variable. Users may exhibit signs of euphoria, anxiety, relaxation, increased strength, time/space distortions, panic or hallucination.

## **Tetrahydrocannabinol THC (marijuana)**

is an active component in marijuana. Marijuana is commonly taken by smoking, but it may also be eaten. Marijuana may impair learning and coordination abilities. Low concentrations of THC persists in urine at a detectable concentration for many days after smoking.

## Common street names for drugs:

Amphetamine and MDA	speed, amp, bennie, black beauties barbs, barbie, blue devils, downs, peanuts,
Barbiturates	pinks
Benzodiazepines	benzos, goofballs, heavenly blues, valley girls
Cocaine	coke, snow, flake, crack, blow, rock
Ecstasy	Ecstasy, E, Adam, XTC, X
Methadone	dollies, junk, burdock, jungle juice
Methamphetamine	crystal, meth, ice, glass
Opiates	heroin, H, horse, scag
Oxycodone	Oxy, hillbilly, percs
PCP	angel dust, magic dust, star dust
THC	pot, weed, herb, bud, grass, reefer, doobie, joint, MJ

## What is the At Home™ Drug Test?

- At Home™ Drug Test is a qualitative test for the detection of drug metabolites in urine; methamphetamines, ecstasy, amphetamines, marijuana (THC), cocaine, benzodiazepines, barbiturates, methadone, oxycodone, pcp and opiates (heroin).
- At Home™ Drug Test allows the detection to be done confidentially, with the name of the person tested unknown.

- At Home™ Drug Test hot line is a source of referrals to healthcare services.
- At Home™ Drug Test hot line is a source of educational information.

## How long after using drugs can they be detected in urine?

Each drug is cleared by the body at different rates. The amount of a drug (the concentration) in the body, how often the drug is taken, how the drug was taken (swallowed, inhaled, smoked or injected) as well as user age, weight, diet and metabolic rate all play a part in detection times. A general guideline for drug detection periods is as follows:

Drug	Approximate Minimum	Detection Times Maximum
Amphetamine and MDA	2 to 7 hours	2 to 4 days
Barbiturates	2 to 4 hours	1 to 3 weeks
Benzodiazepines	2 to 7 hours	1 to 4 days
Cocaine	1.5 to 4 hours	2 to 3 days
Ecstasy	2 to 7 hours	2 to 4 days
Methadone	3 to 8 hours	1 to 3 days
Methamphetamine	2 to 7 hours	2 to 4 days
Opiates	2.5 hours	2 to 3 days
Oxycodone	1 to 3 hours	1 to 2 days
PCP	7 hours	3 to 5 days
THC (marijuana)	6 to 18 hours	Up to 28 days



## What the laboratory results mean

1. You will be told if the laboratory test result for your urine sample was positive or negative according to confirmation testing.
2. The results you receive will come from tests performed by laboratory professionals. These tests are run on very accurate and reliable equipment.
3. Positive results are released only when the sample is confirmed to be positive using sophisticated techniques and equipment such as gas chromatography/mass spectrometry.
4. Samples which are screened as negative do not require the second (confirmation) test. *This can mean several things:*
  - a. These drugs were not used in the past few days prior to providing the urine sample. Therefore, they either don't do drugs or had not done them just prior to testing.
  - b. The person may only use a small amount of a drug, an amount too small to be detected by the test.
  - c. A person may be taking a drug not tested for with the At Home™ Drug Test. Only twelve (12) drugs are tested for and so if any other drugs were in use the test result would be negative. Substances such as LSD, alcohol, and inhalants will not be identified with this test.

- d. The sample may have been tampered with or be unsuitable due to some rare technical interference.
5. Certain foods and medicines such as cough syrup, inhalers, anti-diarrhea medicines, diet plan drugs, poppy seeds may cause a positive test result.
- a. Both codeine and heroin break down to morphine in the body so a positive result for morphine may be from a person taking either morphine, heroin or codeine (in cough syrup or Tylenol).
  - b. People can test positive for THC (or marijuana) because they have been repeatedly around heavy marijuana smoke even though they did not eat or smoke marijuana themselves.
6. Remember, when a drug is found in the urine, testing:
- a. does not tell us how the drug got there (eaten, inhaled, smoked or injected).
  - b. does not distinguish a prescription medicine from a drug of abuse.
  - c. does not tell if the positive result is from a food that someone ate.
7. In the event a positive result for a drug was confirmed, please consult with our staff on a proper course of action. We will help you identify counselors who will help you. It is important that you

remain calm and do not react in a negative way to the situation.

8. If you have received a positive result and you do not believe the test, please consult with your physician. They will have your background medical history and be able to provide you with detailed information on both the test and the meaning of the result.

## **What about False Positive Results?**

A screening test can give a false positive result. Certain cross-reactive substances are known to occur. These can be present due to diet, prescription or over the counter medications, etc. This is why it is important to send any sample not giving a negative result to the laboratory for further evaluation. An analysis by the laboratory, which involves confirmation testing, will determine whether or not a drug is present in the urine. If the laboratory reports a positive result you may be assured that the drug was indeed present. However, it would be incorrect to assume the urine sample came from a drug abuser just because the result is positive. It is necessary to determine how contact with the drug occurred.

## Can False Negative Results occur?

If you have observed behavioral changes which you feel could be caused by drug abuse don't discard the thought just because the test result is reported negative. A false negative result can occur for a number of reasons. Certain products are being marketed as a means of defeating drug testing.\* These interfere with various methods used in either the screening or confirmation tests. Drugs other than those tested for with this device may be involved. More often, the concentration of the drug in the urine sample is below cut-off, or sensitivity, of the screening assay. When this occurs the test is reported negative. Drug test cut-off concentrations are listed below:

Drug	Test cut-off concentration ng/ ml	
	Immunoassay	GC/ MS
Amphetamine and MDA	1000	500
Barbiturates	200	200
Benzodiazepines	200	200
Cocaine	300	150
Ecstasy	500	500
Methadone	300	100
Methamphetamine	500	500
Opiates	300	300
Oxycodone	100	100
PCP	25	25
THC (marijuana)	50	15

\*The seven most common "detox agents" can be identified as part of this test. See enclosed information card.

## **Additional information and resources:**

The following list of organizations may be helpful to you for counseling support and resources. These groups also have an Internet address which can be accessed for additional information.

National Clearinghouse for Alcohol and Drug Information

[www.health.org](http://www.health.org) 1-800-729-6686

Center for Substance Abuse Treatment

[www.health.org](http://www.health.org) 1-800-662-HELP

The National Council on Alcoholism and Drug Dependence

[www.ncadd.org](http://www.ncadd.org) 1-800-NCA-CALL

American Council for Drug Education (ACDE)

[www.acde.org](http://www.acde.org) 1-800-488-DRUG

Substance Abuse and Mental Health Services Administration

[www.samhsa.gov](http://www.samhsa.gov)

National Institute on Drug Abuse

[www.nida.nih.gov](http://www.nida.nih.gov)

See our website for additional information at:

[www.phamatech.com](http://www.phamatech.com)

Listed below is a glossary of definitions appropriate to drugs of abuse testing.

**Cannabinoids** - A family of compounds, some of which are psychoactive, found in the common hemp plant, or *Cannabis sativa*. Most of the pharmacological effects are produced by delta-9-tetrahydrocannabinol. In urine drug testing, the prior use of marijuana is established by the detection of metabolites of cannabinoids. These metabolites are generally inactive, but are often present in significant quantities. The most abundant metabolite is 11-nor-delta-9-tetrahydrocannabinol-9-carboxylic acid, sometimes referred to as 9-carboxy-THC. Most immunoassays and confirmation procedures are directed toward this metabolite.

**Confirmation** - The process of using a second analytical procedure to verify the presence of a specific drug or metabolite, which is independent of the initial test and which uses a different technique and chemical principle from that of the initial test to ensure reliability and accuracy.

**Cross Reactivity** - The degree to which an antibody interacts with antigens other than the one used to produce the antibody. This is a property of nearly all naturally derived antibodies.

**Cutoff** - The concentration of a target drug in a specimen at or above which the test is called positive and below which it is called negative.

**False Negative** - A test result which states that no drug is present when, in fact, a tested drug or metabolite is present in an amount greater than the threshold or cutoff amount.

**False Positive** - A test result which states that a drug or metabolite is present when, in fact, the drug or metabolite is not present, or is present in an amount greater than the threshold or cutoff value.

**GC/MS** - An abbreviation for the instrumental technique which couples the powerful separation potential of gas chromatography with the specific characterization ability of mass spectroscopy.

**Mass Spectrometry** - Analysis using an analytical instrument that provides accurate information about the molecular mass and structure of complex molecules. This technique can identify extremely small amounts of drugs or metabolites by their mass-fragmented spectrum.

**Metabolite** - Drug breakdown products.

**Passive Inhalation** - The exposure of non-smoking subjects, through inhalation, to side-stream smoke from active smokers, thereby raising the possibility that a non-user of marijuana may test positive for metabolites of delta-9-tetrahydrocannabinol.

**Screening Test** - The initial test used to identify those specimens which are negative or positive for the presence of drugs or their metabolites. Negative specimens need no further examination and need not undergo confirmation testing.

**THC** - Delta-9-tetrahydrocannabinol, the most pharmacologically active of the cannabinoids (See Cannabinoids).

Manufactured by:  
Phamatech, Inc.  
San Diego, CA

Confirmation Test Results are available at  
1-877-HOME-TEST (1-877-466-3837)  
or online at [www.phamatech.com](http://www.phamatech.com).

Be sure to have your personal identification number (PIN) to access results.